



OLLSCOIL NA GAILLIMHE  
UNIVERSITY OF GALWAY



# Guide for International and Visiting *Students*.

University  
ofGalway.ie



# *Welcome to* University of Galway!

We are delighted that you have chosen University of Galway, we know selecting a study destination is not easy and there is a lot to consider. Rest assured that you have made the right decision, and we are here to support you every step of the way.

This international and visiting student guide will provide you with the information you might need as you plan your arrival to Galway. It is designed not only to help you in your first few weeks but to also act as a point of reference throughout your time at University of Galway.



Be sure to download and refer to this booklet whenever you might need it!



# Irish Culture

**Before we get into the serious stuff, why not prepare yourself for settling into Irish culture.**

University of Galway is Ireland's *only* bilingual university. We recognise the unique and positive role the Irish language plays in our culture and identity, and while lectures and college business are conducted through English, you will notice Irish being spoken around campus. Connemara, Ireland's largest Irish speaking region is located in Galway. We strongly encourage you to try and learn a cúpla focal (a few words) during your time here.

Ireland is famous for its music, literature, theatre, food, film, and art. There are so many ways to get involved and experience our vibrant culture, whether it's joining societies (more on that later) or going to the many gigs, shows, and exhibitions held on and off campus. The University is also perfectly located to experience the stunning landscape of the west of Ireland, with its gorgeous mountains and coastline right on our doorstep. Whether you're happiest in the water, on a mountain, or on a pitch, you can do it all here. There are beautiful places to swim, kayak, hike, or kick a ball.

The Wild Atlantic Way extends north and south of the city, and magical Connemara, with its woods, castles, and air of mystery, lies to the west. The Aran Islands are just a short boat journey away yet feel like an entirely different world. We recommend you make the most of every opportunity, you won't regret it.

## Some Key Irish Phrases:

Dia Dhuit – *"Dee-ya Gwit"*  
Hello

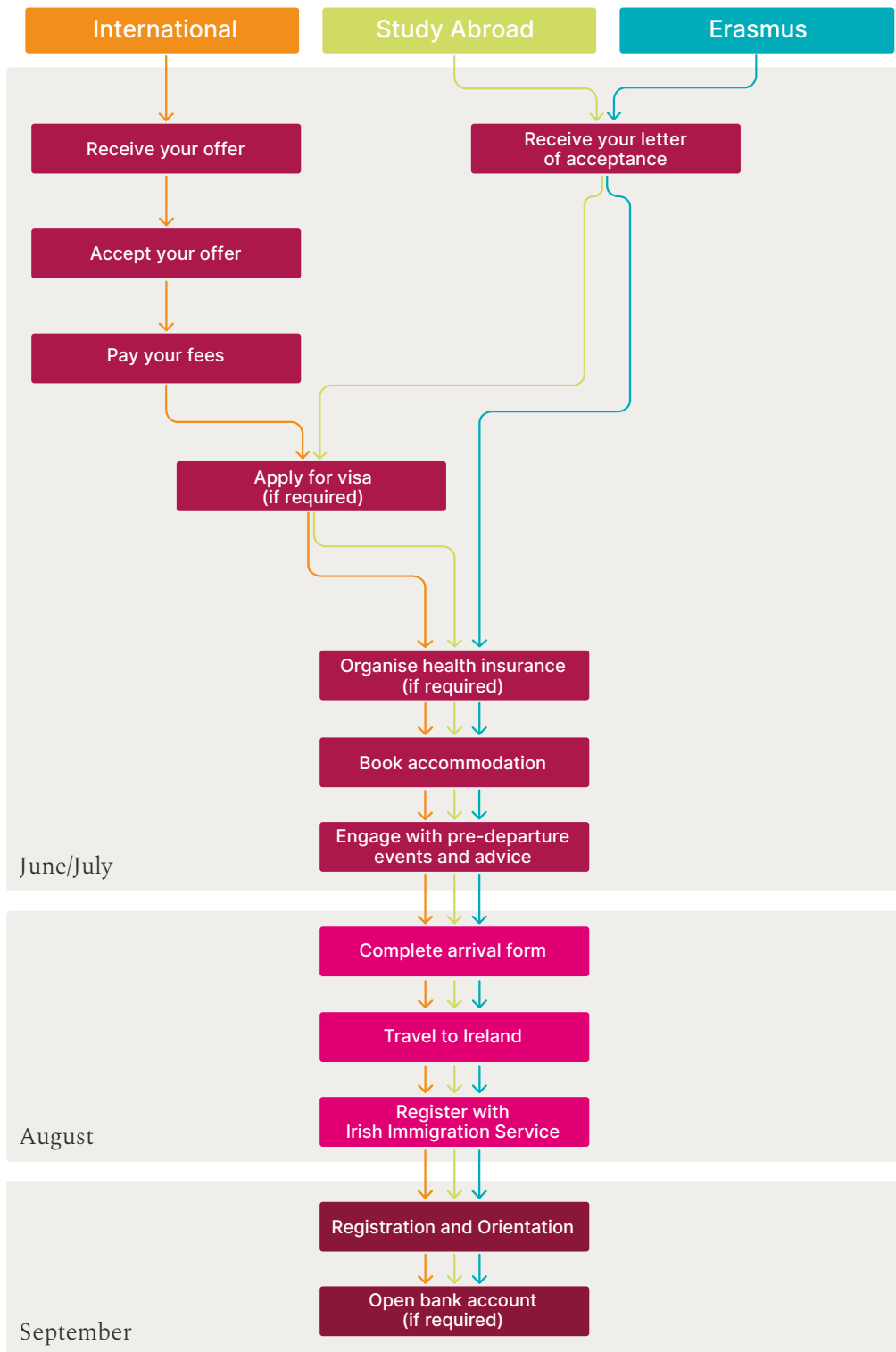
Dia is Muire dhuit – *"Dee-ya iss mura gwit"*  
Hello (in response)

Go raibh maith agat – *"Guh rev mah ogot"*  
Thank you

Sláinte – *"Slawn che"*  
Cheers

Slán – *"Slawn"*  
Goodbye

# Timeline



## How to use this guide:

Check the colour coding at the top of each section to see which information is most relevant to you.

# 1. Pre-Departure

Before you leave home.

- 1.1 Visas
- 1.2 Health Insurance
- 1.3 Accommodation
- 1.4 Cost of Living
- 1.5 Pack for Ireland





## 1.1 Visas

### Do you need a Visa?

It's important to be aware if you are required to obtain a visa before planning your trip. Visit [irishimmigration.ie](http://irishimmigration.ie)

Applicants from visa-required countries will need to pay €6,000 towards their Tuition Fees in order to obtain visa approval.

To check if you are from a visa-required country.

[Click Here](#)

## 1.2 Health Insurance

**DID YOU KNOW?** All students who don't hold a European Passport are required to have medical cover for the purposes of registration with immigration.

Policies from your home country are accepted but you must be a named policy holder, and it should include hospitalisation.

University of Galway has arranged access to a **group scheme** for students through Irish Life Healthcare.

[Find Out More](#)

**Study and Protect** is a medical expenses policy available to students travelling to Ireland from overseas at an approved Irish education establishment.

[Find Out More](#)

You will need health insurance before applying for a visa.

Other suppliers:



The Irish Health Authority provides extensive comparisons of health insurance providers.

[Click Here](#)

# 1.3 Accommodation

Once you have paid your fees and confirmed your place, we strongly encourage you to begin your search for accommodation without delay.



Before you arrive, you should research locations, transport and the variety of housing types available. We suggest taking into consideration which type of housing is best suited to your individual needs.

Options include:

- University Student Residences
- Self-catering Accommodation with Owner or “Digs”
- Private Rented Accommodation

You might also consider arriving early so that you can spend time looking for accommodation in Galway before your course begins. Information on temporary accommodation can be found later in this section.

University of Galway's Accommodation Advisory Service are here to help and have the most up-to-date information.

[Click Here](#)

to visit the Accommodation Advisory Service website.

You can also email them directly at [accommodation@universityofgalway.ie](mailto:accommodation@universityofgalway.ie) or phone +353 91 493540.

# Self-Catering Accommodation with Owner or “Digs”

Studentpad is your site for finding private, off-campus accommodation.

All properties advertised go through a registration process and are regularly updated.

[Explore Studentpad](#)

## Private Rented Accommodation

Rent is typically paid monthly and in advance. At the start of a letting period, it is standard to pay one month's rent, also known as a deposit, which is refunded provided you don't break any of the terms in the lease. The standard lease term is normally 9-12 months.



### Top Tips:

Private landlords may request a reference from a previous landlord.

It is a good idea to take photographs of the property when you arrive, and when you leave, as a reference when seeking return of your deposit.

Private housing can be found via the following websites; however, caution is urged. **Do not** part with any money until you have seen the property in person.

[daft.ie](#)

[myhome.ie](#)

[findahome.ie](#)

Students also find their accommodation through Facebook Groups such as 'Galway House Hunting for Sound People'. This page is for working professionals and students too.

“Sound” is Irish slang for nice or friendly people.

[Kinlay Hostel](#) and [Snozzles](#) offer some student-specific dorms for the full academic year.

### Common areas for students to live:

- City Centre
- Bohermore
- Castlelawn Heights
- Foster Court
- Greenfields
- Knocknacarra
- Laurel Park
- Newcastle
- Ragoon
- Renmore
- Salthill
- Shantalla
- Westside

### Other areas to consider:

- Athenry
- Ballybane
- Barna
- Doughishka
- Moycullen
- Oranmore
- Spiddal
- Tuam

For more, visit [universityofgalway.ie/student-life/accommodation/accommodation-areas/](https://universityofgalway.ie/student-life/accommodation/accommodation-areas/)

### IMPORTANT: Be Aware of Scams!

Across Ireland every year there are accommodation scams reported. International students have unique challenges and are more likely to face fraudulent behaviour. Please refer to the Competition and Consumer Protection Commission advice on how to spot scammers. If it feels too good to be true, it probably is.

[Consumer Protection Agency](#)

# Top Tips when Looking for Private Accommodation



Do not go to house viewings alone, **always** bring one friend (but avoid large groups).



Check out Threshold, a registered housing advisory and advocacy charity who can inform you on your rights as a tenant.



Do not book long term accommodation in the private sector without viewing it, meeting with the landlord and receiving the keys.



Don't rush into making a decision if it doesn't feel right. If it feels too good to be true, it probably is.



Be very mindful of posts on Facebook; be aware of scams.



Make sure you know what's involved in the cost. Is it just rent or bills as well? Typical bills include electricity, home heating oil and internet.



Research the location of the accommodation, how will you get to campus? Are there amenities and stores in the area?



If you have any connections in Galway ask them for recommendations.



**IMPORTANT;** Be Aware of Scams!

It's so important we have to say it twice. Please refer to the Competition and Consumer Protection Commission advice on how to spot scammers. [See here](#)



# Temporary Accommodation

Many students stay in temporary accommodation when they first arrive in Galway. This way, you can attend accommodation viewings, get to know the area and make the right decision.

## On-Campus

Temporary accommodation can be reserved in Dunlin Village by incoming international students.\*

Available Dates: 10–23 August 2026

(End date may be extended subject to changes to the academic calendar)

Rate: €30 per night

(Minimum 3 night stay applies to avail of this reduced rate)

Promo Code: **TEMPACCOM26**

[Click here](#) to book. Enter your dates and the promo code to get the discounted rate.

For further information, please do not hesitate to contact [stay@universityofgalway.ie](mailto:stay@universityofgalway.ie). Please include 'Temp INTL 2026' in the subject line.

\*Evidence of University of Galway student status must be presented at check-in. Free cancellation if reservations cancelled up to 48 hours prior to arrival. Failure to arrive for the booking (no-show), will incur a cancellation charge equal to the full cost of the booking.

## Hostels

There are several student-friendly hostels located in Galway City. Prices of hostels will vary, at that time of the year you might expect to pay €40–€120 per night. A lot of hostels will cater for different needs, so we suggest doing research prior to booking.

Some websites to help your research:

[thebrokebackpacker.com](http://thebrokebackpacker.com)

[hostelz.com](http://hostelz.com)

[budgetyourtrip.com](http://budgetyourtrip.com)

[hostelworld.com](http://hostelworld.com)

[theirishroadtrip.com](http://theirishroadtrip.com)

# 1.4 Cost of Living

It's so important to prepare yourself financially for the cost of living during your time at university as costs can quickly add up.

Visit the University's webpage on Cost of Living for a sense of what to expect. There, you will also find other useful resources and links for money management and budgeting.

[Find Out More](#)

Eating out for lunch every day can get expensive, we recommend packing a lunch box and cooking at home. Supermarkets and food stores are covered later in this guide.





# 1.5 Pack for Ireland

## Four Seasons in One Day

Ireland has a temperate climate, but our weather likes to keep you guessing. Behind the dark clouds are often bright blue skies, behind the sun is a mist of cold and a looming shower of snow.

Remember Galway is small and compact, so you will be doing a lot of walking – dress accordingly.

To get an idea of the weather and help with your planning, check out Ireland's state meteorological service Met Éireann [met.ie](http://met.ie) or [YR.no](http://YR.no).

It is best to categorise your packing into light, heavy and rain gear. That way you are prepared for every season!

There are lots of retail clothing stores such as Dunnes – [dunnesstores.com](http://dunnesstores.com) or Penneys (Primark) – [primark.com](http://primark.com) where you can buy affordable clothes, so there is no need to overpack.

### Checklist:



Durable trainers



Waterproof boots



Lightweight jacket with a hood



Raincoat with a warm lining



Activewear



Pyjamas



Underwear and socks



Swimsuit



Adaptors



Easily layered clothing:

Shorts and long-sleeved tops

Sweaters and cardigans

Leggings and long pants

Socks, scarves and gloves

Button down shirts

Tank tops



### Top Tip:

Do not be surprised when you find that the Irish love to talk about the weather. It is probably our favourite conversation starter. The weather has not only played a huge role in shaping our landscape, but also our culture.

### Other things to note:



Three pin plugs are used in Ireland so you may require a three-pin plug adaptor, which can be bought at any electrical shop e.g., Currys Electrical, Galway Retail Park, Headford Road.

The standard voltage in Ireland is 230V, if you are bringing electronic devices from home, ensure they will work at this voltage.



Currency exchange is only available in Galway banks for customers. If you have currency to exchange on arrival, we recommend you do this in the airport.



We advise you organise an Irish ESIM before you travel so you can use your phone when you arrive, this is useful for searching bus timetables or finding your way.

# 2. Arrival

## When you get here

- 2.1 Arriving in Ireland
- 2.2 What to Expect on Arrival into Ireland

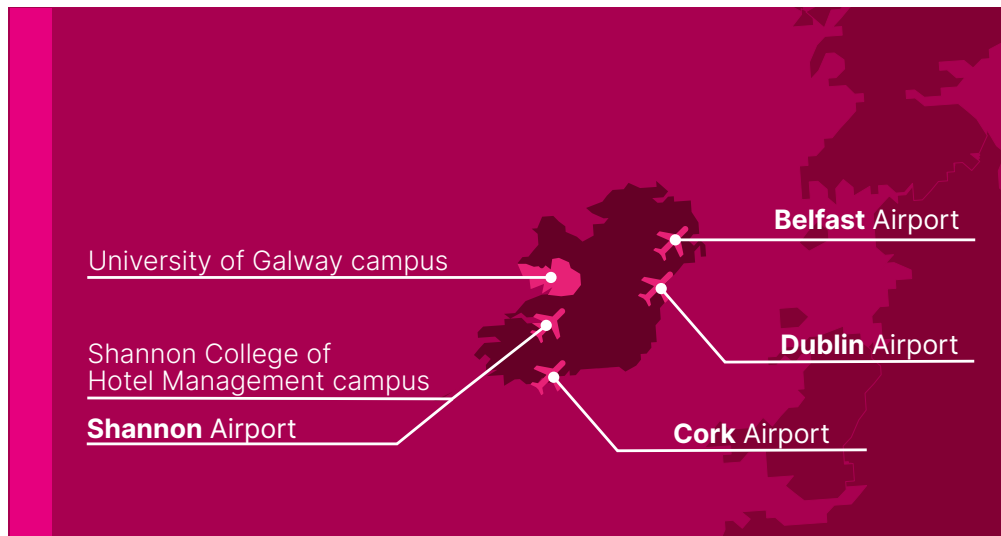


## 2.1 Arriving in Ireland

Arriving to a new country and beginning a new chapter in your life is both exciting and nerve-racking as there is so much to consider. In this section, we will discuss what you might be faced with upon arrival in Ireland as an international or visiting student.

The two main airports we recommend are Dublin and Shannon Airports.

If possible, try to organise flights into Dublin Airport as onward travel to Galway is generally more frequent.



## 2.2 What to Expect on Arrival to Ireland

At the port of entry, immigration officers will want to ensure you meet the entry requirements as an international student.

Despite being already granted your visa (if applicable), you need the following documents in your hand luggage:

- Photocopies of your passport
- Plane tickets
- Two copies of your acceptance letters and, where applicable, two copies of your offer letter
- Copy of health insurance policy

The key to having a smooth transition into Ireland is having all your paperwork in order.

The Irish Government travel guidelines may vary at the time of your departure. Please ensure you are up-to-date on requirements.

[Click Here](#)

# Onward Journey

## Dublin Airport Direct to Galway by Bus

Getting to Galway from Dublin Airport is relatively easy. Buses depart from Dublin Airport to Galway every hour. The journey is approximately 3 hours long and usually costs €13–€25.

The main service providers are:

Citylink Bus – [citylink.ie](https://www.citylink.ie) – Zone 11, Dublin Airport

Bus Éireann – [buseireann.ie](https://www.buseireann.ie) – Zone 13, Dublin Airport

## Dublin City to Galway by Train

There is a train service to Galway that departs from Heuston Train Station in Dublin City.

Prices range from €17–€25. The journey takes 2hr and 25 minutes. Visit the Irish Rail website for more information – [irishrail.ie](https://www.irishrail.ie)

## Dublin Airport to Dublin City by Bus

In case you are interested in visiting Dublin City before you travel to Galway, or are getting the train, you can take an Airlink bus which departs directly from Terminal One Airport to Dublin City every 10–15 minutes. Tickets are approximately €10.

Terminal 1 pick-up for both route 782 and 784 – [location](#)

Terminal 2 pick-up for both routes 782 and 784 – [location](#)

For more information, visit [airlinkexpress.ie](https://www.airlinkexpress.ie), [Dublin Express](#) or [Aircoach](#)

Citylink are offering arriving University of Galway international and visiting students an exclusive 10% off tickets purchased online.

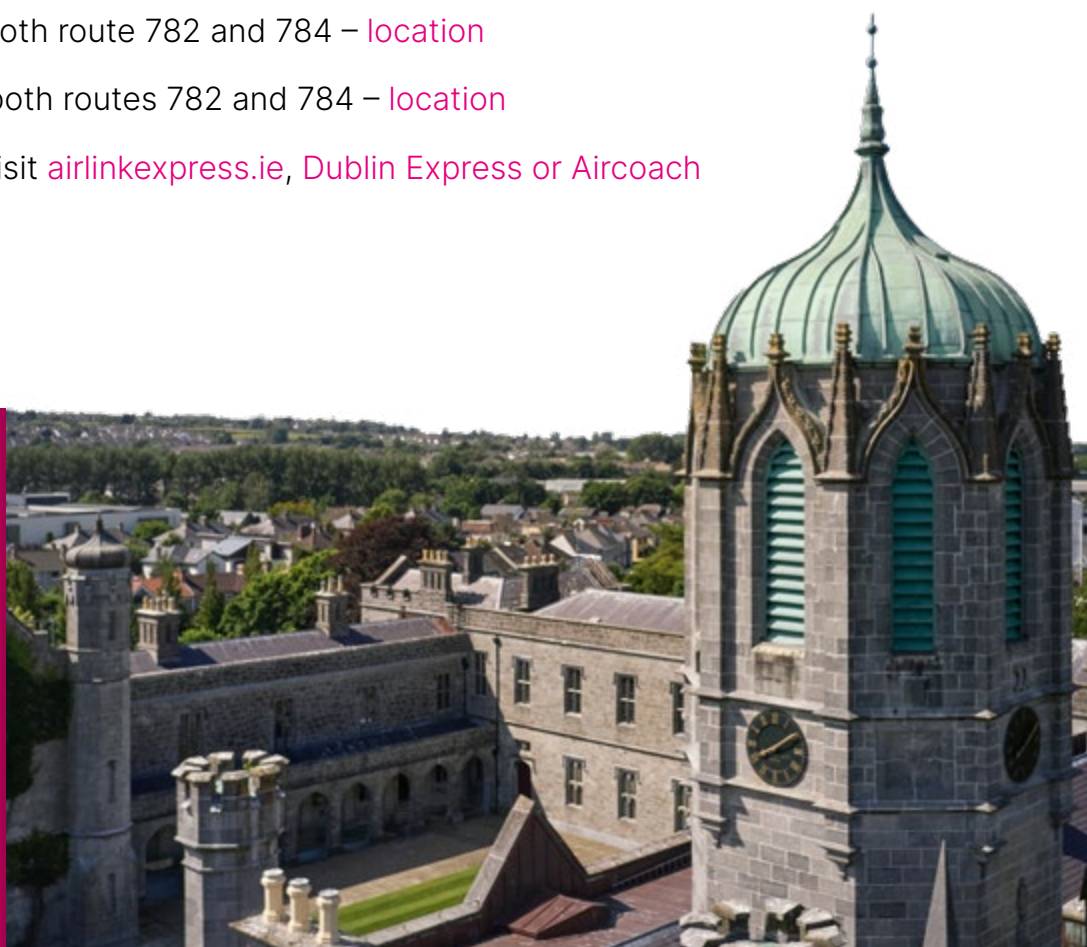
Use Discount Code:  
**CITYLINKNEW10\***

### \*Terms:

Online use only.

Valid for travel between 10 August and 20 September 2026. The code will apply to standard tickets on the following routes: 760, 761, 763, 251 (Dublin Airport to Galway and Cork Airport to Galway).

Spaces are limited, we recommend booking early to secure your spot.



## Arriving at the Bus Station in Galway

If you arrive at the bus station on one of our scheduled arrival dates, you will find student ambassadors waiting for you inside the bus station. They will be able to help you to get a taxi to your accommodation or provide you with a sim for your phone – or just generally give you some good advice when you arrive!

## Taxis

Upon arriving to Galway, we suggest taking a taxi to your accommodation.

You will be able to get a taxi from the bus/train station, or the taxi rank located at Eyre Square – [see map](#).



If you are staying in a hostel, most of the hostels are located throughout the City Centre and are walking distance from the station. You can expect to pay €10–€30 for a taxi to the surrounding suburbs.

Many taxi companies will charge a call out fee if it is ordered.

Some popular taxi companies are:

**Big O Taxis** +353 91 585 858

**Pro Cabs** +353 91 535 353

**Galway Taxis** +353 91 561 111

More information on transport in Galway can be found later in this guide.



### Top Tip:

We recommend downloading the Free Now app for taxis in Galway – [free-now.com](https://www.free-now.com). It is a similar service to Uber.

The TFI Driver Check App – [transportforireland.ie](https://transportforireland.ie) allows you to verify that the driver of the vehicle you have ordered is fully registered. Additionally, you can forward the details of the journey to a friend.



Eircode is Ireland's postcode system.

Every address, business and location have their own unique 7-character Eircode which you can search for on your map app or via the Eircode website [eircode.ie](https://eircode.ie).

Try it for yourself! Search for Galway Train Station – H91 T9CE.

# 3. Settling in to Life in Ireland

Let the adventure begin!

- 3.1 University Registration
- 3.2 Getting Your Student ID
- 3.3 Opening a Bank Account
- 3.4 Registration with Irish Immigration Service
- 3.5 Setting up a Mobile Phone
- 3.6 Transport in Galway
- 3.7 Shopping & Eating
- 3.8 Finding a Part-Time Job
- 3.9 Student Services
- 3.10 Careers & Employment
- 3.11 Academic Supports
- 3.12 Health
- 3.13 Students' Union
- 3.14 Clubs & Societies
- 3.15 Volunteering in Galway
- 3.16 Safety While Living in Galway



# 3.1 University Registration

All students at University of Galway must register as a student at the start of your studies. We encourage you to register as soon as possible to gain access to University services such as Student ID Card, Library, Canvas, access to rooms etc.

You can register in person or online!

## For Full Degree International Students\*

Information on student registration dates and instructions can be found here, [universityofgalway.ie/registration/](http://universityofgalway.ie/registration/)  
Queries should be addressed to [reghelp@universityofgalway.ie](mailto:reghelp@universityofgalway.ie).

## For Visiting Students (Erasmus and Study Abroad)

Registration instructions will be given at orientation.

\*International students are typically required to pay 50% of their tuition fees before they can complete registration.

# 3.2 Getting Your Student ID

## For Full Degree International Students

Information All International PGs get their student ID card from SID.

## For Visiting Students (Erasmus and Study Abroad)

Student cards will be issued at academic orientation.

# 3.3 Opening a Bank Account

There are a number of banks operating in Ireland:

- **Bank of Ireland** – branch on campus
- **AIB** (Allied Irish Banks)
- **Educational Building Society** (EBS)
- **Permanent TSB** (PTSB)
- **An Post**
- **Revolut**

A map of Galway bank branches can be found [here](#).



When opening a bank account, you will need the following documents:



Passport



Registration Statement with your Galway address. You can print this from your student account once registered

Additional documentation may be required. The bank will discuss this with you.

## Note:

Some privately owned ATMs, especially those located in shops, nightclubs, or kiosks, may charge fees for withdrawals. Usually, ATMs owned by the major Irish banks listed do not charge fees, but you could face foreign transaction fees when using an ATM in Ireland with a card from another country.

# 3.4 Registration with Irish Immigration Service

If you are from a country outside the European Union, UK, or Switzerland and have come to Ireland to study for more than 90 days, you must register with the Immigration Service Delivery (ISD) in the Department of Justice.

Once you have arrived in Ireland and have registered with the University of Galway, it is your responsibility to apply online for your Irish Residence Permit (IRP).

Visit the Irish Immigration Service website for further details on the registration process.

[Irish Immigration Service](#)

 Those who don't register their immigration permission are liable to be prosecuted.

## Documents Required for Immigration Registration:



Passport



Current University of Galway student identity card



University of Galway registration statement with current Galway address



Students who did not need a study visa to enter the country must show proof that you are able to support yourself financially. See [irishimmigration.ie/coming-to-study-in-ireland/](https://www.irishimmigration.ie/coming-to-study-in-ireland/)



### Top Tip:

Incoming international students can set up an Immigration Service Delivery (ISD) online account before they arrive in Ireland\*. Once you arrive in Ireland and have completed registration at University of Galway, with a Galway address, you can immediately apply for an IRP registration appointment at the Burgh Quay office, Dublin for your IRP (Irish Residence Permit).

\*Some students may experience technical issues when trying to set up an ISD account. This can be due to regional restrictions, browser compatibility, or account verification delays. It is advisable to use a reliable internet connection, a desktop browser, and ensure all personal information matches your passport exactly. If you encounter issues, contact the ISD helpdesk for guidance at [immigrationportalsupport@justice.ie](mailto:immigrationportalsupport@justice.ie).

# 3.5 Setting up a Mobile Phone

Ireland has a number of mobile phone providers. SIM Only plans are generally the cheapest options for students.

SIM Only is a contract that includes an allocation of minutes, texts and data which vary depending on the plan you choose. With a SIM Only contract you receive just the sim card and no mobile phone.

The main service providers are:

Vodafone – [vodafone.ie](http://vodafone.ie)

Three Ireland – [three.ie](http://three.ie)

Tesco Mobile – [tescomobile.ie](http://tescomobile.ie)

Eir Mobile – [eir.ie](http://eir.ie)

GoMO – [gomo.ie](http://gomo.ie)

48 – [48.ie](http://48.ie)

Clear Mobile – [clearmobile.ie](http://clearmobile.ie)

Lyca Mobile – [lycamobile.ie](http://lycamobile.ie)

Virgin Mobile – [virginmedia.ie](http://virginmedia.ie)

Check out [Bonkers.ie](http://Bonkers.ie)  
for a cost comparison  
of providers

If you want to use your phone from home, it will need to be unlocked to ensure it's compatible with an international sim card. To check if your phone is already unlocked simply insert another sim card and see if the network works on your phone.

To get your phone unlocked you can either:

- Bring your phone to a phone shop that will charge a service fee.
- Contact your network and ask them to unlock it.

Whatever option you go with, there are plenty of phone shops across Galway city that can help – [see map](#)



Vodafone have an exclusive offer for international students – get an Irish Vodafone SIM card with €5 preloaded onto it and when you top it up by €20, you will get another €20 for free!\*

Available from Global Galway's reception.

\*Terms & conditions apply.

## 3.6 Transport in Galway

Galway city itself is very compact and walkable, for the surrounding areas, there are two bus services:

Bus Éireann

City Direct

There is also a train service serving the commuter towns of Oranmore and Athenry, explore all Irish Rail routes [here](#).

A **TFI Leap Card** is a prepaid travel card that is the easiest way to pay your fare on public transport around Ireland. Leap Cards offer discounts to students on Bus Éireann, City Link, Irish Rail, Luas and Dublin Bus.

There are two types of Leap Cards available to students of University of Galway – Student and Young Adult – depending on age.

If you are aged 16–18, inclusive, or over 24 you are eligible to apply for the **Student Leap Card**. The application must be completed and paid for online at [leapcard.ie](http://leapcard.ie). Students have 14 days to collect their Leap Card from the Students' Union.

Anyone aged between 19–23, inclusive, will apply for the **Young Adult Leap Card**. (The fares are the same for young adult as Student Leap Card). Apply online at [leapcard.ie](http://leapcard.ie). This card will be posted directly to the applicant's address.

Although the public transport system in Galway is quite good, it can sometimes be unreliable, particularly during rush hour and bad weather. Make sure to leave extra time for your journey just in case.



Some students also opt for a bicycle to get around. There are a number of bike shops around the city selling new and second-hand – [see map](#)

An Mheitheal Rothar is a community bike shop and workshop based on the University of Galway campus, offering bikes for sale, repair services and classes. Find them on Instagram at [@an.mheitheal.rothar](#)

Keep an eye out also for advertisements in the Galway Advertiser, a free local newspaper – [advertiser.ie/galway](http://advertiser.ie/galway)

Alternatively, you can rent a bike from the TFI Bikes. There are 23 stations with 195 bikes around Galway City. See [bikeshare.ie/galway](http://bikeshare.ie/galway) for more information.



# 3.7 Shopping and Eating

## Affordable Food Shopping

The four main grocery stores in Galway are **Aldi**, **Dunnes**, **Lidl**, and **Tesco**. Here you will find the basic groceries you might need. These supermarkets are located across the city centre but also in most suburbs.

While many supermarkets offer international ranges, you will also find specialty stores focused on international and halal groceries.

You will regularly come across small, corner shops. These normally have longer opening hours but are generally more expensive than a supermarket.

Explore [our map](#) for store locations.



## Shopping for Clothes and Essentials

For affordable clothing, rain clothes and general household items we suggest checking out **Dunnes Stores** or **Penneys**. In both of these stores, you will find almost everything you might need during your time in Galway.

Explore [our map](#) for other stores that might be useful including outdoor clothing, discount and second-hand stores.



### Top Tip:

Check out the supermarkets' own-brand products. They're usually cheaper and great for a student budget.

Always ask if there are student discounts available. An International Student Identity Card (ISIC) offers 150,000 student discounts and can be used worldwide.

[isic.org](https://www.isic.org)



## Student Friendly Restaurants

Galway city has a vibrant and diverse food scene, with a whole host of options to choose from. For more information on dining on a student budget, check out Student Friendly Restaurants on [galwaytourism.ie](https://galwaytourism.ie) or [thisisgalway.ie](https://thisisgalway.ie).

There are also 16 cafes and restaurants on campus at University of Galway with something to suit most tastes. Find out more, [here](#).

## Food Delivery

There are three main food delivery services in Galway. All are relatively similar and often provide meal deals and discounts.

[deliveroo.ie](https://deliveroo.ie)

[justeat.ie](https://justeat.ie)

[whatsfordinner.ie](https://whatsfordinner.ie)

If there is a student discount available, always have your student card with you, most places will insist on seeing it!



# 3.8 Finding a Part-Time Job

Many students in Ireland take on part-time work to support themselves financially or earn extra income while studying. If you're looking for casual employment in Galway, here are some useful resources and tips to help you get started.

## Work Permissions for Students

**EU/EEA and UK students:** No work permit is required to work in Ireland.

**Non-EEA students on a Stamp 2 student visa:** You can work up to 20 hours per week during the academic term and up to 40 hours per week during official holiday periods

**Non-EEA students on a Stamp 2A:** You do not have permission to work.

## Where to Find Part-Time Jobs

For casual roles, one of the most effective ways to find work is by bringing your curriculum vitae (CV) to local shops, cafés, restaurants, and pubs. Many employers appreciate in-person applications.

You can also explore job listings in The Galway Advertiser, a free local newspaper. Visit [advertiser.ie](http://advertiser.ie).

You can also explore the following websites for part-time jobs in Galway:

[indeed.ie](http://indeed.ie)

[jobs.ie](http://jobs.ie)

[jobalert.ie](http://jobalert.ie)



Know your rights, check out the [Irish Council for International Students](#) for information and advice.

### On-Campus Employment Opportunities

- The **Students' Union** hires students for roles in their shops, cafés, bar, and other areas. Follow their [social media](#) and [website](#) for job updates.
- On-campus catering companies such as **Masterchefs** and **Sodexo** regularly recruit students. You can explore Sodexo opportunities here: [Sodexo Jobs](#).
- Campus Accommodation Services also offers part-time roles. Visit: [Campus Living Jobs](#).

### Major Retailers Hiring in Galway

Many large retailers offer part-time and seasonal jobs. Most have online application portals where you can apply directly.

Examples are **Smyths Toys**, **Pennys**, **Dunnes Stores**, **Tesco**, **Aldi**, **Lidl**, and **Supervalu**.

Retailers often hire extra temporary staff in November and December, so keep an eye out for seasonal opportunities.



### Top Tip:

The Career Development Centre can also help you in your search for a part-time job and have extensive resources on how to build your CV and prepare for interviews.

[Find Out More](#)

## PPSN

To work in Ireland, you will need a Personal Public Number Service Number (PPSN). You are required to obtain a PPSN for tax purposes and for any formal interaction with state agencies.

You can apply online for a PPS number using MyWelfare if you are living in Ireland and you are at least 18 years of age. You will also need to sign up for a basic MyGovID account.

Apply online through the Department of Social Protection website – [services.mywelfare.ie](https://services.mywelfare.ie)

To apply, you will need the following:

- A copy of your passport
- Insert 'Education' as evidence of why you need a PPSN
- Student registration statement with Galway address (including Eircode)



We have created some videos to help you understand and determine your Irish tax position.

These videos include practical steps to get your Irish tax affairs in order.

[Find Out More](#)

## Tax

When you start working for the first time, you need to register for income tax with Revenue as soon as possible. This is to avoid paying Emergency Tax.

You must do this even if your job is part-time or temporary.

Steps to follow:

- Register with [revenue.ie](https://revenue.ie) (you can sign in with your MyGovID)
- You will then be able to register your new job. To register, click on the 'Add Job or Pension Details' link under the 'PAYE Services' tab in myAccount. You will need your employer's PAYE Registration number, which your employer will be able to provide.
- In the section titled "Details of Residency" state that you are here as a student on a temporary basis.

A Tax Clearance Certificate will then be issued to you. For more information, visit [revenue.ie](https://revenue.ie).

## 3.9 Student Services

Student Services aim to make your time at University of Galway a rewarding learning, personal and professional experience. Friendly, approachable staff provide a range of services and initiatives whose goal is to support and encourage you through every step of your university journey, these include:

- Student Counselling Service
- Student Enquiry Centre
- Student Advisors
- Access Centre
- Career Development Centre
- Sports and Recreation
- Health and Wellbeing
- Chaplaincy

[Find Out More](#)

### *SUPPORT WHEEL*



The [Support Wheel](#) is an easy way to see what support is available to you, based on your needs and how you're feeling. It gives us a chance to meet you where or how you are – and help you get to where you want to be.

# 3.10 Careers & Employment

Our **Career Development Centre**, including our dedicated **Global Employability Team**, is here to support you as you transition from student life to employment in Ireland and beyond. The team provides tailored guidance specifically for international students, helping you build confidence, develop career-ready skills, and better understand the Irish and global job market.

For more details on our careers and employability support, visit the [Global Employability website](#).

From exploring career opportunities and searching for graduate roles to preparing strong applications and succeeding in interviews, the team offers practical, personalised support throughout your career journey.

The support the Global Employability Team provide includes:

- 1:1 employability advice and personalised appointments
- Guidance on understanding the Irish job market and recruitment processes
- Employability workshops, seminars, and skills development sessions
- Support with CVs, applications, LinkedIn profiles, and interview preparation
- Job searching support and access to graduate opportunities through our dedicated jobs portal
- Employer networking events and recruitment fairs
- Immigration and work permit information sessions
- Access to digital career tools, including an AI-powered CV builder

Students also have access to the **Going Global Platform**, a valuable online resource designed to support international career planning and job searching. The platform provides country and city career guides, international job and internship opportunities, employer directories, and practical advice on working abroad. Students can also use the Culture Wizard tool to better understand workplace culture and communication styles in different countries, as well as access webinars and resources covering global employability topics, visa information, and international career pathways.

250+

New industry collaborations last year: we are a hub for innovation and enterprise

200+

Careers events, seminars, and workshops held on campus each year

180+

Graduate employers visit annually to meet and recruit students

1-2

year stay-back Visa scheme

# 3.11 Academic Supports

There are a number of academic supports at University of Galway to help with your studies. Some offer a drop-in service while others need to be booked in advance, make sure to check availability first.

**Academic Skills Hub** – This online resource hub aims to support all students to develop the key skills required for academic success. Learn about IT and digital skills, workshops, assignments and exam techniques.

**Academic Writing Centre** – Providing one-on-one tutorials and email consultations on essay writing.

**CÉIM Peer Learning** – Support for first year undergraduate students to transition successfully to University of Galway.

**College/School Contacts** – Don't be afraid to ask for help from your lecturers or tutors.

**ComputerDISC** – Drop-in support centre for those taking any programming or software development courses.

**Current Student Scholarships** – Learn about the range of scholarships and funding opportunities that might be available to you.

**English Language Centre** – In-session English for Academic Purposes (EAP) workshops throughout the year.

**Exams 101** – A programme of exam supports to help you prepare for your upcoming exams. Galway Exams 101 offers Library Workshops, Podcasts, Coffee Mornings an Exams Webinar, and additional online resources.

**Library** – The Library provides a wide range of services to all students. Learn about these services, opening times and lots more on their webpage [library.universityofgalway.ie/](http://library.universityofgalway.ie/).

**Student Advisors** – Available to meet with students who wish to discuss personal, academic, financial or any other issues that may arise while in University.

**SUMS** – Offering online and in person mathematics support for first- and second-year students across all courses, as well as students in Access and Foundation courses.

[Find Out More](#)



Each academic year is made up of two semesters, each 12 weeks long (plus exams). Be sure to familiarise yourself with this year's calendar to be clear about key dates in the academic year.

[Explore the Calendar](#)

## 3.12 Health

The **Student Health Unit** provides on-campus medical, psychiatric and physiotherapy care to all registered University of Galway students. However, there are charges for certain ancillary services.

[Find Out More](#)

The Student Health Unit is located upstairs in Áras na Mac Léinn, beside the Students' Union.

Opening hours: Monday–Friday  
9.30am–12.30pm and 2.30pm–4.30pm.

The Student Health Service does not offer a dental service. Visit [whatclinic.com](http://whatclinic.com) for a comparison of dentists in Galway.



### **IMPORTANT;** Pre-existing medical conditions

If you have any pre-existing medical conditions, please email [healthunit@university-ofgalway.ie](mailto:healthunit@university-ofgalway.ie).

You need to ensure that all your medical needs can be met as some overseas medications are not licensed for use here in Ireland.

In Ireland if you attend A&E (Emergency Room) without a referral from a GP (Doctor) you will be charged. Always visit Student Health Unit first unless it is an emergency.

### **Emergency/Out of Office Hours**

Weekends are covered by City Doc located in Bon Secours Hospital:

Daytime Saturday, Sunday and Bank Holiday Mondays  
8am–6pm contact 091 758008

Friday, Saturday and Sunday evenings from 6pm – Galway City GP Rota contact 087 7744430

### **Student Counselling**

There is student counselling available to all full and part-time students, undergraduate and postgraduate. If you would like to book an appointment, please email: [counselling@universityofgalway.ie](mailto:counselling@universityofgalway.ie)

For resources available by the student counselling services, [see here](#).



### **Disability Service**

The Disability Office provides a professional, confidential, responsive, and approachable support service to all students who require assistance. Details of the supports provided by the Disability Service, including dyslexia support can be found here: [universityofgalway.ie/disability/](http://universityofgalway.ie/disability/)

Students who have a disability/specific learning difficulty and who require support should notify the Disability Support Service in advance of admission to the University.

## 3.13 Students' Union

The University of Galway Students' Union (SU) is the representative body for all students. Once registered you are automatically a member of the Students' Union, and you have access to advice and representation from the Students' Union officers.



See [su.universityofgalway.ie/](http://su.universityofgalway.ie/) for a full list of officers.

Some of the services offered by the Students' Union include:

SU card

Smokey's Café

Grinds Register

SU Síbín

SU on-campus lockers

SIN – Student Independent News

CÉIM

SU cloakroom

SU on-campus shop

Student Leap Card

SULT College Bar

Spéir – The SU Pantry



The Students' Union also offers a programme of Life Skills courses which are offered to students at a discounted price. The types of classes available include sign language, first aid, self-defence, financial resilience, mental health awareness, Gaeilge, disclosure training and Pilates. More information can be found [here](#).

## 3.14 Clubs & Societies

### Clubs

There are over 45 active and vibrant sports clubs at University of Galway. Joining and participating in a sports club will provide you with lasting memories of college life. Active participation in sport keeps you healthy and gives you a great social outlet.

[Explore Clubs](#)

### Societies

No matter your interests, with over 120 societies on campus you will be sure to find the right fit for you. Joining a society is great way to meet others and immerse yourself in university life. The societies organised over 3,500 fun and engaging events last year for their members. You can join Societies and so much more by logging onto your extra-curricular portal, Yourspace.

[Explore Societies](#)

# 3.15 Volunteering in Galway

Volunteering as a student has many benefits. It provides an opportunity to meet others from diverse backgrounds, develop your professional and personal skills, contribute to positive change and gain some real-life experiences.



Luckily, University of Galway has its very own volunteering programme - ALIVE (A Learning Initiative and the Volunteering Experience).

As a University of Galway student, you have a huge number of opportunities to volunteer for amazing causes, such as:

- Children and youth
- Environmental and animals
- Health and well-being
- Art and culture
- Sport and education
- Disability and elderly
- Social Justice

Contact details for volunteering:  
Email: [alive@universityofgalway.ie](mailto:alive@universityofgalway.ie)  
Phone: +353 91 495346 (Ext 5346)  
or visit: [studentvolunteer.ie](http://studentvolunteer.ie)

## Documents you may need to volunteer:

- Background Police Record
- Reference from past experience in work, volunteering or education



## Become a Global Student Ambassador

Student Ambassadors are the face and voice of our University, they are central to how we represent the University and recruit the best students from around the world.

Opportunities for student ambassadors include campus tours, participation in webinars, podcasts, content creation, helping at campus events and so much more.

Find out more about how you can get involved at Orientation.

# 3.16 Safety While Living in Galway

Galway is an extremely safe and welcoming city. It proudly achieved Purple Flag accreditation for 2025. This award recognises the city's commitment to fostering a vibrant, secure, and dynamic evening and night-time economy. However, in any city you must be vigilant and follow safety precautions.

For further safety information visit the **Garda Crime Prevention Advice** section at [garda.ie](https://garda.ie).

## Safety on Campus

There is a **Campus Watch Service** who are here to ensure our campus is a safe one. If you notice anything suspicious contact security staff at 091 493333 (Ext 3333 or 2198) or email [securityo@universityofgalway.ie](mailto:securityo@universityofgalway.ie).

**SafeZone** is our mobile app designed to help keep you safe and give you extra peace of mind across our campuses, it is easy-to-use and free to download from Google Play or the App Store.

You can use SafeZone to:

- 'Check in' any time of day – to keep you safe on campus, for example if you are studying or working late or alone on campus
- Quickly and discreetly call for assistance – whenever you feel unsafe on campus
- Get medical assistance quickly – whether it is for first aid, an accident or in an emergency
- Keep up-to-date – get notifications sent directly to your phone if there is an incident on campus
- See it, Say it! – log relevant non-urgent issues with Security through the tip reporting feature

Google Play

App Store

An Garda Síochána is the national police and security service of Ireland.

You can input "emergency contacts" on your iPhone. In case of an emergency, hold the side button 5 times to activate the alarm and your emergency contacts will be notified.

- 1 Open the Health app and tap your profile picture.
- 2 Tap Medical ID.
- 3 Tap Edit, then scroll to Emergency Contacts.
- 4 Tap the add button to add an emergency contact.
- 5 Tap a contact, then add their relationship.
- 6 Tap Done to save your changes.

# Top Tips for Remaining Safe



Never leave a drink unattended.



When you purchase a bicycle, make sure you keep a receipt showing ID details.



Use a good locking device for your bike.



Keep your money hidden and never leave your property unattended in libraries, lecture halls, changing rooms, restaurants, bars, anywhere.



Be very wary of phone scammers. They might ring seeking personal details including residential address, DOB, and email over the phone.



If you think you are being followed, call the Garda (police) at 091 538000 or in an emergency dial 112 for emergency services. **Remember, you don't need phone credit to call 112.**



Never hitch hike.



Use your door chain.



If you are leaving for a few days, inform a trusted neighbour.



Don't leave valuables in your car. If you must, then keep them out of sight in the boot.



Sea swimming is a popular activity in Galway. Water accidents are common so please be vigilant and educate yourself on the risks see [here](#).



Always get a taxi with a friend. If for some reason you can't, remember to download the TFI Driver Checker App.



If you live in a ground floor apartment do not leave your windows open when you are not in your apartment. Do not give your key to anyone. Don't leave your apartment keys where anyone will find them. Do not leave your door open for a friend. When leaving your apartment, check to ensure that all windows and doors are locked.



Never walk alone at night. If you must, take the busiest and well lit up route. Always look out for the group you went out with and double check everyone got home OK.

# 4. Resources & Contacts

- 4.1 Resources
- 4.2 Useful Apps
- 4.3 Key Contacts



# 4.1 Resources

## Accounts to Follow

[@globalgalway](#) – the home of International students at University of Galway

[@universityofgalway](#) – the main University account

[@uniofgalwaysu](#) – news and updates from the Students' Union

[@universityofgalwaysocsbox](#) – all things societies and events

[@unigalwaysport](#) – keep up-to-date with sporting activities and clubs

[@uniofgalwaylib](#) – everything you need to know about the library and services

## Events

Discover what is happening on campus and around Galway.

[The Hub](#) – student common room

[This is Galway](#) – guide to nightlife, theatre and more

[Galway Tourism](#) – calendar of events and festivals

## News

To stay up-to-date on current events in Ireland, we suggest referring to the following news outlets:

[Rte.ie](#)

[Thejournal.ie](#)

[Irishtimes.com](#)

[Independent.ie](#)

## Vocabulary you might hear often:

“Sound” – Thanks

“What’s the craic?” – Hello, how are you?

“Grand” – Good/Fine

“Yoke” – That thing

“Your man” – That man

“Good luck” – Goodbye

“That’s gas” – That’s funny

“I’m after” – I’m looking for

“Sure look, you know yourself” – Filler sentence/no meaning

Most news sites have apps that you can download. Set up alerts so that you are informed of major news and updates.



## 4.2 Useful Apps



University of Galway – campus map, university news and resources



Just Eat – food delivery



Met.ie – weather updates from Ireland's National Meteorological Service



Deliveroo – food delivery



TFI Live – timetables, route maps and live departure information for public transport services across Ireland



FreeNow – taxi booking



Leap Top Up – check balance and top up your TFI Leap Card



MS Authenticator – useful for access to University platforms



TFI Driver Check – gives users peace of mind when travelling by taxi or hackney



Google Maps – find your way!



SafeZone – University of Galway's app designed to keep you safe and give you extra peace of mind across our campuses.



UniDays – sign up for student discounts on online shops



# 4.3 Key Contacts

## Health Unit

Emergency Queries: + 353 91 492604

## Emergency Services

Ambulance/Fire/Gardaí: 999 or 112

## Accommodation Advisory Service

Email: [accommodation@universityofgalway.ie](mailto:accommodation@universityofgalway.ie)

## General Enquiries

Email: [global@universityofgalway.ie](mailto:global@universityofgalway.ie)

## Registration Enquiries

Email: [reghelp@universityofgalway.ie](mailto:reghelp@universityofgalway.ie)

## Fees Enquiries

Email: [fees@universityofgalway.ie](mailto:fees@universityofgalway.ie)

## International Admission Queries

Email: [internationaladmissions@universityofgalway.ie](mailto:internationaladmissions@universityofgalway.ie)

## Incoming Erasmus

Email: [incomingerasmus@universityofgalway.ie](mailto:incomingerasmus@universityofgalway.ie)

## Study Abroad/Exchange

Email: [studyabroad@universityofgalway.ie](mailto:studyabroad@universityofgalway.ie)

## Shannon College

Sarah O'Mahony, Marketing Manager, Shannon College

Email: [sarah.omahony@universityofgalway.ie](mailto:sarah.omahony@universityofgalway.ie)



Thanks to:  
Steve Bennet,  
Fish Bird  
Productions